



# 8800T



### Specifications

<b>Overall</b>		
Length	50' 7" travel	62' 9" operation
Height	11' 10" travel	15' 8" operation
Width	11'	
Weight	107,660 pounds (depending on options)	
<b>Feed Conveyor (high troughing)</b>		
Length	17' 8"	
Width	60"	
<b>Rotor (forged)</b>		
Length	60"	
Diameter	50"	
Wall thickness	3" high-strength forging	
Weight	9,200 pounds	
Hammers	24	
Tips, reversible	7 pounds, each	
<b>Discharge Conveyor</b>		
Length	45'	
Width	60"	
Discharge height	15' 8"	
<b>Throughput</b>	up to 200 tons/hour	
<b>Power</b>	CAT C32 rated at 1200 HP	
<b>Drive</b>	V-belt complete; 14-groove, 8-V, with guard	
<b>Fuel Tank</b>	500 gallons	

<b>Electrical</b>	Radio remote control for all functions, with full, independent mechanical backup; 3 E-stops placed around machine; CAT engine RPM sensor regulates feed system.	
<b>Flexaire Fan</b>	Blades reverse pitch every 5 to 15 minutes, reversing airflow automatically to keep radiator cool and clean, eliminating costly shutdown.	
<b>Clutch</b>	PTTech model HPT021 extra-heavy-duty PTO hydraulic clutch, electronically-controlled engagement.	
<b>Options</b>		
Magnetic Head Pulley	With aluminum diverter chute.	
Overband Magnet	With metal chute and bolt-on quick disconnect hydraulics. Magnet can remain on during transport.	
Compressor	With air tanks built into main frame.	

### Features

- Unique clamshell hogbox design provides full access for maintenance and direct lifting line for screen removal
- *Proactive™* metal detection & release
- 50"x60" heavy-duty forged rotor for the toughest applications
- Built-in prescreener allows bypass of abrasive fines
- Designed for lowest fuel consumption per ton of material processed
- IntelliGrind™ variable speed/feed system based on engine load
- Enormous throughput!

### Description

The Magnum Force 8800 represents a new generation of portable grinders. Stronger, smarter and more fuel efficient and productive than ANYTHING previously made. Built specifically for **maximized throughput when grinding trees, stumps, brush, yard waste or pallets.**

### Hogbox

The rugged hogbox is reinforced in every direction for maximum strength. It's 100% covered with bolt-in wear liners, has extra-large flange-style bearing housings for maximum rotor support and a clamshell design that provides for outstanding access for the service of rotor and screens. The industry's strongest rotor is a high strength forging with 24 hammers arranged in our patented offset-helix layout for maximum efficiency. AR 450 anvil and screens that come in all sizes to meet a variety of needs from primary grind to a very fine uniform end product.

### Power Unit

The Caterpillar C32 Engine rated at 1200 HP and 4044 lb./foot torque has what it takes to effectively power the 50"x60" rotor through the toughest debris and keep the 60" wide discharge moving product at a rate of up to 800 yards per hour. The 8800's electronics feature a Parker/IQAN panel with CBI's Intelligrind proportional feed system. A 2-way radio remote control commands all functions of the machine and displays all vital technical data up on the remote control — so the operator knows exactly how the machine is performing. This system is prepared for a modem to transfer data in real time to allow for remote diagnostics.

### *Proactive™* Metal Detection & Release System

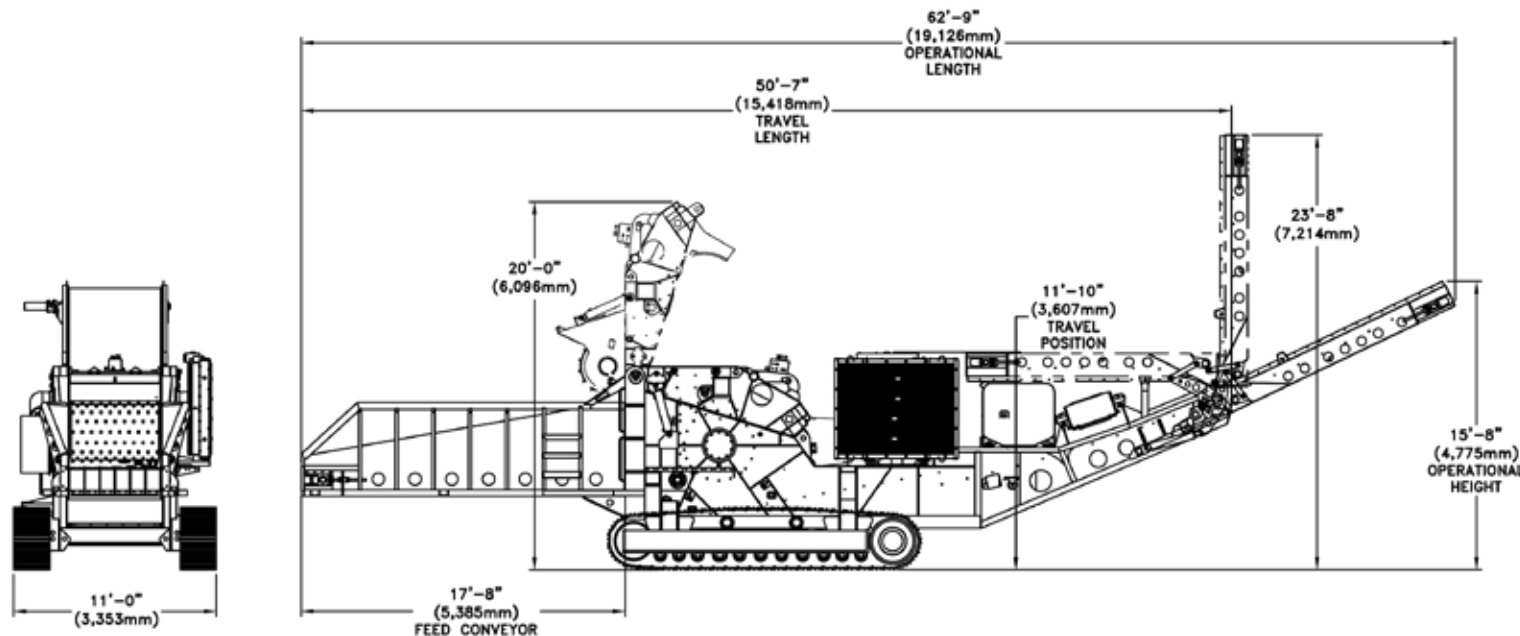
The CBI *Proactive* Metal Detection & Release System™ is setting a completely new industry standard. Carefully placed impact measuring sensors detect if a rotor tooth strikes tramp metal. The sensor quickly communicates with the machine's main control system, telling it that metal has been detected. The controller immediately reverses the feed system, throttles down the engine, and depending on the impact, hydraulically opens the anvil/grate frame assembly at an extremely high rate of speed even without requiring an actual impact against anvil or grate, allowing a safe ejection of the tramp metal — thus minimizing potential damage. The sensitivity of the system is easily adjustable by the operator. So, while the 8800 comes standard with Shear Pin Protection, this option, as an alternative, provides the **ultimate protection** for your equipment investment.

### Wiring & Paint

Single-function fusing and wiring, with terminal blocks, is well-routed in harnessed cables, extending component life, simplifying maintenance, and providing a better overall appearance. Each subassembly is sandblasted, epoxy primed, and polyurethane painted completely before any assembly. Using CBI's extended-life painting process, results in enhanced corrosion resistance, better appearance, and better resale value.

### Frame

The Magnum Force 8800 features a frame constructed of heavy-duty formed sections with tubular cross members. These are properly reinforced for the highest torsion loads and the superior strength to accommodate tracks. The 8800 is also prepared for an optional overband magnet.



**The CBI difference: More Value — by Design**

**Continental Biomass Industries, Inc.**

*World's Best Stationary and Portable Material Recovery Systems*

22 Whittier Street, Newton, NH 03858  
 Phone: 603-382-0556 Fax: 603-382-0557  
 Web: cbi-inc.com Email: info@cbi-inc.com

Distributed by:

# Awesome Trendsetter ... Amazingly Productive ... And most of all, a fantastic R.O.I.

## Feed System

The 17' long x 60" wide feed conveyor has a fluted (funneling) high-troughing design, that facilitates continuous feed to the hog chamber. The open-ended design and extra-large capacity simplifies feeding for full-length materials and accommodates large material surges. It features an impact plate in the bottom, a 16" sprocket head pulley, a 17" tail pulley, 6 strands of heavy-duty drag chain and an extreme high-torque Poclain hydraulic motor. A position-sensored 40" diameter top feed roll with a built-in high-torque hydraulic motor allows for infinitely adjustable down-pressure and feed speed based on roll position. All of this translates to a continuous, positive feed – even for large or bulky materials such as yard waste, whole trees, logs, telephone poles, stumps, or railroad ties.

## Discharge Conveyor

The single catenary discharge conveyor is 45' long and 60" wide, and features wide heavy-duty head and tail pulleys and a 220-cleated belt. It is driven by a direct-coupled hydraulic drive. There is no opportunity for material to bridge under the rotor, and with no transition point, spillage and cleanup are eliminated. With the optional crossbelt magnet, the extra width allows for effective removal of metal and maximum performance. The upper section of the conveyor is hydraulically folded for travel.

## Hydraulics


Two 5000-psi, proportional hydrostatic pumps for the track drive and feed system. Pumps and valves for all other functions. Oil cooler for high-ambient temperature. Stainless steel tubing for longevity and a neat appearance.

## 8800T

IntelliGrind™ incorporates feed speed that varies automatically with engine load, and an optional modem communications system that provides for real-time system diagnostics, analysis, and operating program adjustments allowing the operator to optimize performance while avoiding costly downtime.

Large capacity feed hopper easily handles full-length trees or large material surges with no problem.

40" diameter upper feed roller; high-torque Poclain hydraulic motor built into roller; CBI metal detection & release system protects your investment!



The 8800 comes standard with Shear Pin Protection. Or, as an option, our Proactive™ Metal Detection & Release System offers the ultimate protection for your investment. (See Below)

Track frames with center-to-center wheel distribution (14-3"); high-torque motors and Bonfiglioli gear boxes for extraordinary tractive effort; 24" (600mm) wide pads with triple street grouser bars; controlled by radio.

Hog box opens in seconds with the push of a lever giving full access to rotor and quick-change screens...

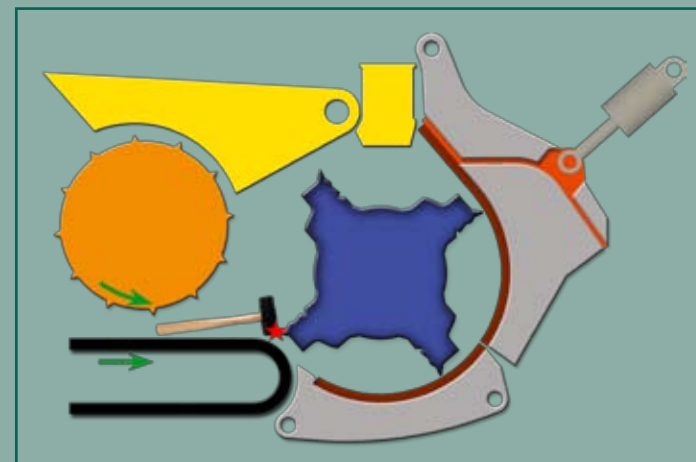
So, if you're tired of bending over, hitting your head, aching back or knees ... then the 8800 is the machine for you!



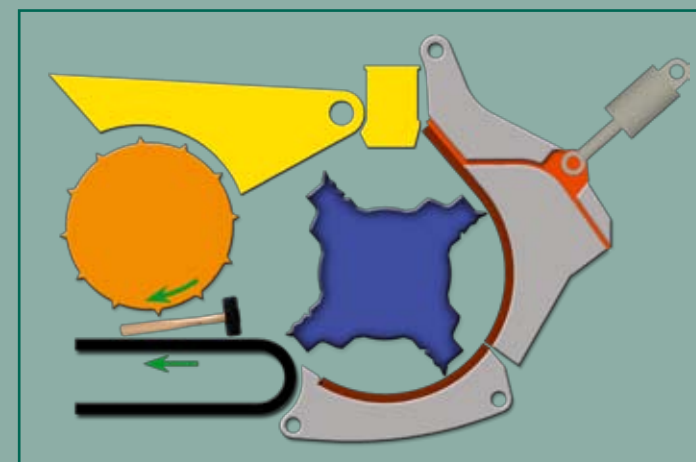
## Proactive™ Metal Detection & Release System™

Patent Pending

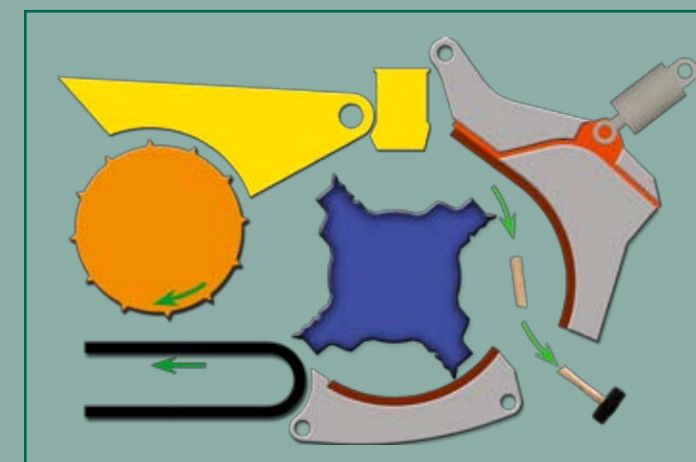
Note: The parameters and sequences detailed below can easily be adjusted to suit specific applications.



Tramp metal impact is detected with electronic sensor.



Feed system immediately reverses and engine is brought to and idle.



If a 2nd impact occurs, grate frame opens in less than half a second to allow tramp metal to safely eject. Following inspection, operator pushes reset function to resume operation.

